


FACE  
Family and Child Education




ncfl  
National Center for  
Families Learning

## CENTER-BASED NEWS

### The Play Toolkit in Action!



Jerilyn Longie, from Dunseith Indian Day School, shared photos of parents utilizing the Play Toolkit. On the left is an example of a visual schedule at home, and on the right is an example of a comfy place to read!



The Play Toolkit explores ways that parents can support their child's play as a part of their everyday routines. It develops these ideas of play using resources that families have at home.

Be sure to check out the Play Toolkit [here](#).

### FACE Celebrations

This year, FACE reaches the milestone of 30 years working with families in programs across the nation. To celebrate, we would like to share the impact of the FACE program by uplifting stories and experiences from participating families in your programs. These stories will be shared on NCFL's social media channels and on the [NCFL website](#) during the month of April 2021.

We need your help in gathering stories. Please reach out to current and prior FACE families and ask them to send memories they've made, goals they've met, and things they've learned while participating in FACE. Stories can be shared through writing, pictures, or video.

Stories should be submitted to [face@familieslearning.org](mailto:face@familieslearning.org) by **February 26, 2021**.

*By submitting your video, photo, or written testimonial, you consent to NCFL's use of the content, names, and likenesses portrayed therein for publicity, exhibit, sale, or other promotional or commercial distribution on a perpetual basis with no financial obligation to you in connection with such use as a result of this release. You agree that NCFL may edit videos and written testimonials for length and other formatting considerations.*


**FEBRUARY  
2021**

### Upcoming Events

*February 5; 2 PM EDT*  
Webinar: Inspiring Family Engagement with Wonderopolis®

*February 2021;  
Week of February 15th*  
FACE to FACE: A Virtual Conversation—Preschool and Adult Education Instructional Strategies

*February 26*  
FACE 30th Anniversary Stories due to NCFL



Tonya Maycroft, preschool teacher at Hannahville Indian School, shares their FACE News board.

## Resources

### Wonderopolis

[Wonderopolis](#) was created by the [National Center for Families Learning \(NCFL\)](#) in 2010, and it has become one of the most popular education sites today. Some highlights of the platform include:

- 2,700+ Wonders of the Day (and counting!), covering a vast range of topics—families are sure to find something that interests them! Be sure to check out ALL of our Wonders [here](#).
- More than 130,000 Wonder questions submitted by our users in the Wonder Bank. All our new Wonders of the Day now come from questions from our users. Families can add their Wonder to the Wonder Bank [here](#).
- Test your knowledge with vocabulary and comprehension quizzes found on most Wonders.
- Check out [Wonders with Charlie](#) for content created by award-winning creator Charlie Engelman. Charlie also does regular live streams to engage learners.
- Newer and updated Wonders have Common Core Standards listed and are leveled for 5th grade level.
- Featuring Microsoft's Immersive Reader technology. Just click the "Listen" button under the title to have the Wonder read aloud in English or choose from over 60 languages (and other awesome features)!



## Parent Engagement Idea

### Paper Airplane Race

Invite your children to create a fleet of paper airplanes. Have a race to discover which one flies the farthest!

Have your child help you collect the following materials: different types and sizes of paper; markers, crayons, or pencils; and objects that can be used for measuring (ruler, toy, string, etc). With your child, choose the paper you will use to make the airplane. Discuss how the paper should be folded so it will fly. What shape should it be? Not sure? Experiment with folding in different ways to see what works or, you can search the Internet to discover a variety of plans. Decorate your airplanes using the markers or crayons and prepare for takeoff!

Take turns flying the airplanes. Use any of the measurement tools you have gathered to determine which plane flies the farthest. Talk about ways to change your airplane. What might you do to the airplane to make it fly farther? Higher? Slower? Faster?

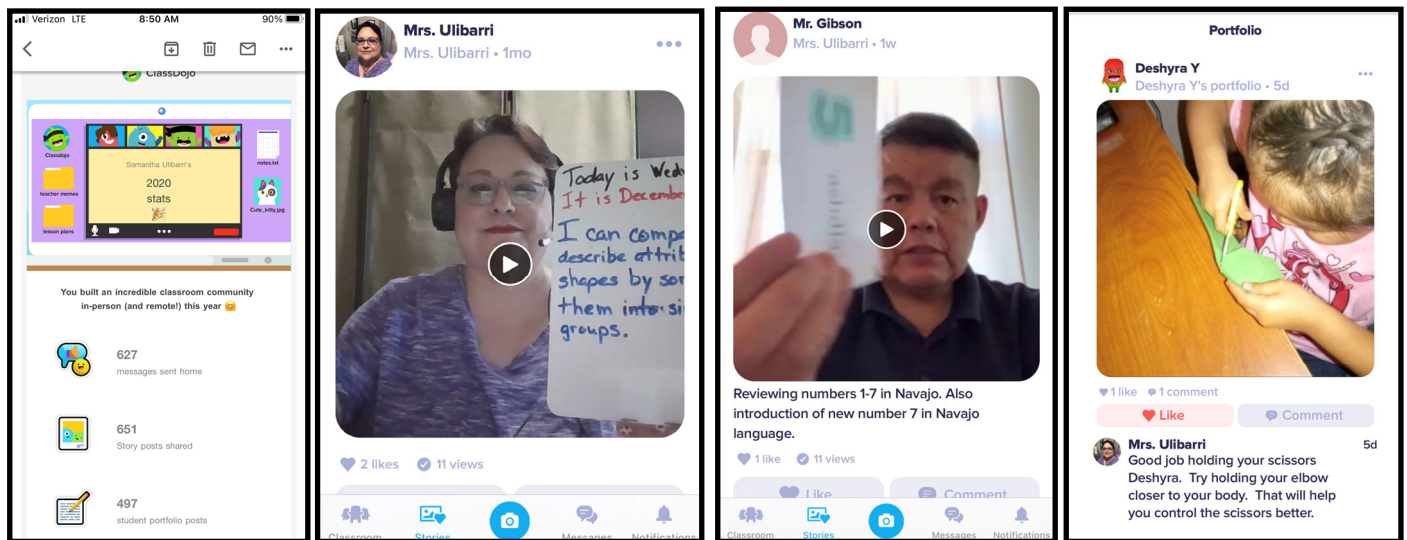


## Site Spotlight

Mrs. Ulibarri, the preschool teacher at Baca/Dlo'ay Azhi Community School in Prewitt, New Mexico, shares how her team has been successful in offering virtual preschool to their families by using the free app Class Dojo.

The sign up process for teachers and families was easy! I teach concepts in English and Mr. Gibson, our co-teacher, teaches the concepts in Diné. We also provide links to videos, books, recorded daily lessons, and recordings of Zoom sessions all in the app. Work submitted by students is organized into private portfolios. We check skills by reviewing entries made in the student's portfolios. We comment on each entry to let parents know the next step and to encourage their teaching skills. The great thing about this app is that all the documentation is stored for us and we can retrieve attendance and participation data on our students at any time.

We also use the app to communicate with each family through the private text message feature or by sending a whole group message that all families can see and comment on. Parents appreciate being able to view videos and other information at their convenience. They also like the safety and comfort that private messages and private student portfolios provide. We like the app because it has helped us to stay connected to and be supportive of our preschool families.



## Learning Snapshots

Check out the two Learning Snapshots below, centered around Parent and Child Together (PACT)<sup>®</sup> Time.

To receive professional development credit for watching the videos, be sure to take the quiz on the [FACE website](#).

- **[Lesson Planning for PACT Time:](#)** In this snapshot, each component of the PACT Time lesson plan is discussed with an example.
- **[PACT Time Overview:](#)** This learning snapshot covers the PACT Time sequence and key points to remember as your team facilitates PACT Time sessions with families in your program.



# Professional Development

We will continue our FACE to FACE meeting in February!

## **FACE to FACE: A Virtual Conversation—Preschool**

## **FACE to FACE: A Virtual Conversation—Adult Education**

- Week of February 15th; TA will reach out to schedule
- Join NCFL staff and other FACE teachers in a facilitated discussion around a variety of topics. These meetings are an opportunity for FACE teachers to come together as peers to discuss and think through obstacles as well as to celebrate and share success stories. Bring your questions and help us work together to create solutions! Sessions are hosted by your technical assistant and are focused on either preschool or adult education. Please reach out to your technical assistant if you have any questions.

**On Friday, February 5th, at 2 PM EDT/1 PM CDT/12 PM MDT/11 AM PDT, NCFL will host a webinar on “Inspiring Family Engagement with Wonderopolis.”**

Join John MacLeod, Senior Manager of Digital Properties for NCFL, for specific strategies using Wonderopolis to bring families together—to read and wonder.

- Educators will receive resources to share with families to help students extend their learning.
- Families will receive several examples of ways to use Wonderopolis as a springboard for great conversations and deeper learning that’s fun and interesting.



Click on the flyer to register for the event!



**Students at Dunseith Indian Day School are learning about ramps and slopes. They were able to create their own ramps and slopes with items they have in their homes!**

## Site Spotlight

LaPrincess Kady, the preschool teacher at T'iis Nazbas Community School, worked with Tohaali Community School to distribute items to families. Five center-based families received a jacket, underwear, a set of reading books, a matching game, a kid's mask, mini body lotions, socks, and toys.



Students also received prizes for completing their Reading Log by reading anywhere between 30 and 60 books in the home!



## Site Spotlight


Check out how Karen Kercher (Preschool Teacher and FACE Coordinator) and Cena Charley (Preschool Co-teacher) are keeping Mariano Lake Community School students and families engaged with learning at home during COVID-19.

We try to be as creative as possible to ensure that we stay focused on the **Big Idea** when sending out weekly learning packets to our students. Foremost, we send home **Hands-On Activities** for **Center Areas** that our students can work on weekly or throughout the school year at home. We have made and laminated some folder activities/games: Colors, Shapes, Numbers, and Community Workers. These activities also include the Navajo Language. These are just a handful of activities that we as preschool teachers have in our classroom for our students. We decided to make and give our families the gift of learning!

We found other ideas by surfing the Internet to find activities centered on the **Big Idea** that we modified a bit to make them our own by rewriting the directions and a lot of old time cut-and-paste.

(Example) Our **Big Idea** for one week: We searched Preschool Measurement and found a page that had pictures of things to measure using non-standard units. We rewrote the direction. Measure the pictures below using BEANS. How tall or long is each picture? Put the correct number on the line. We put each activity on card stock for durability.

We asked our parents to use the **Hands-On Activities for Centers** to teach and suggest they rotate their child to a different activity daily/weekly. It is our hope that families will engage with their child's learning and help give them insight into how their child learns best. We also reminded our parents that these activities we are making for their children are **School Tools** and should be kept in a safe place.



Thank you for reading our February 2021 center-based FACE newsletter! Newsletters will be sent out via email at the beginning of every month. A complete archive of previous newsletters will be added to the [FACE website](https://face.familieslearning.org) soon!

If you have any news to share from your site, please send to your technical assistant or directly to [face@familieslearning.org](mailto:face@familieslearning.org)!